



# HOW TO MAKE AN ORIGAMI FOX


BY FAYE PHILLIPS



1 START WITH A SQUARE




2 FOLD IN HALF




3




4 FOLD EDGE IN TO CENTRE




5




6 DO THE SAME THE OTHER SIDE




7



8




9 FOLD IN HALF



10




11 TURN THIS WAY



12

12 FOLD TOP PIECE ON LINE



13



14

14 FLATTEN MIDDLE PIECE



15



16 FOLD ON LINE TO CREATE TAIL



17



## YOU HAVE A FOX!